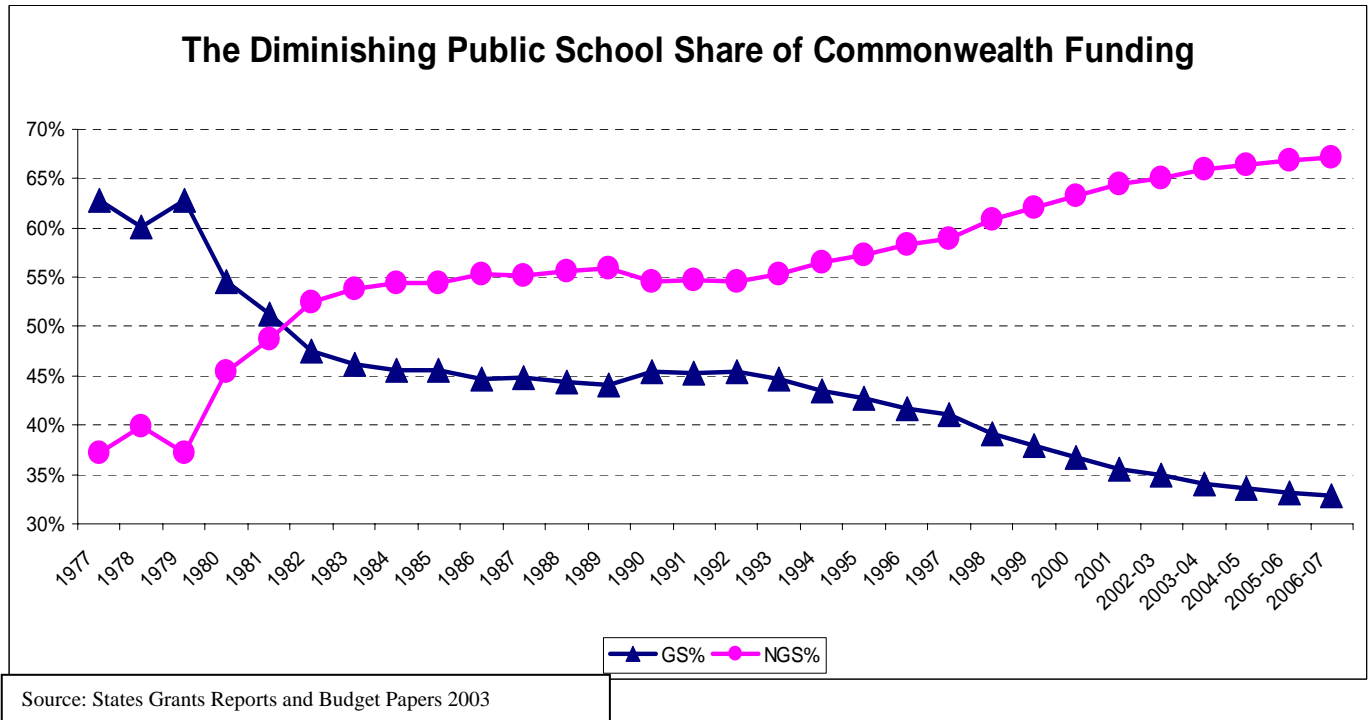




# AUSTRALIAN GOVERNMENT FUNDING TO PUBLIC AND PRIVATE SCHOOLS

Graph 1



As is shown in Graph 1, after some initial volatility, the majority of Commonwealth funding to schools went to public schools from the mid 1970s to 1982. From 1983 to the advent of the Howard government the proportion going to private schools increased steadily. Under the Howard government the proportion going to private schools has increased at an alarming rate, and is projected to continue to do so.

## Howard's Huge Increases in Funding to Private Schools

- By the end of this year the Howard government will have increased General Recurrent funding to private schools by over 100%, more than doubling what they received in 1996.
- The increase for public schools is less than 45%, barely in line with indexation and enrolment increases.

- This is not, as the government claims, mainly because of more students going to private schools. Between 1997 and 2002 private school **per student** grants increased **in real terms** by over 40%, more than double that to each public school student.
- Recurrent grants to Catholic schools increased by over 50%.<sup>1</sup>
- In its funding plans for the quadrennium 2005-2008, announced in March this year, the Government shows that, for the first time, recurrent grants expenditure on Independent schools alone (\$7.6 bn) will exceed that on public schools (\$7.2 bn). In addition, Catholic schools will receive \$12.6 bn.
- Of the total Australian Government schools expenditure, only about 30% will be spent on the nearly 70% of students in public schools over these four years.

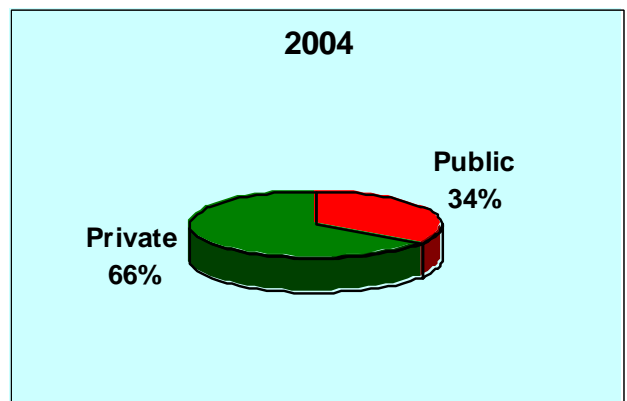
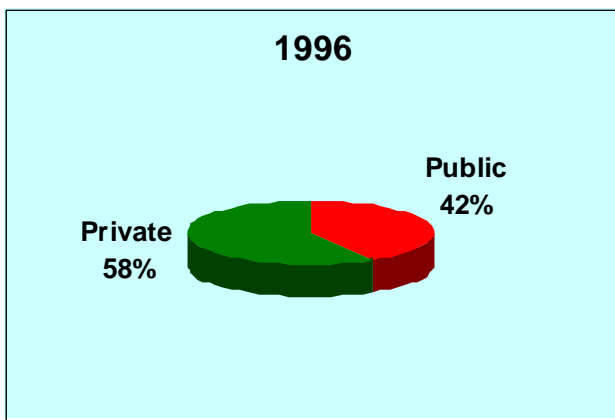
<sup>1</sup> Figures from Esposto and Hayward – forthcoming publication.

- The maximum Australian Government grant has increased from 56% to 70% of AGSRC.

**Graph 2 Share of Commonwealth Funding, 1996, 2001, 2004**

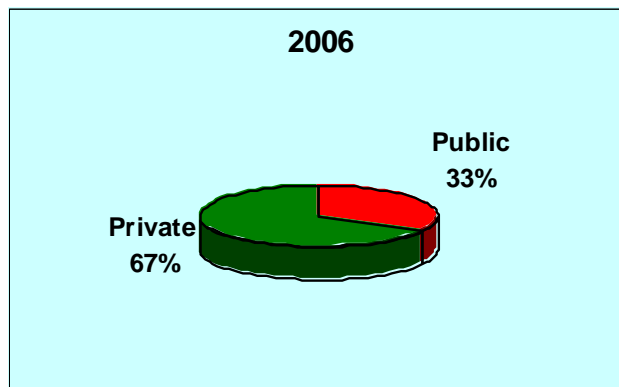
Graph 2 shows how the proportion of Commonwealth money going to public schools has rapidly decreased under the Howard attack on public schools.

**Graph 2 Share of Commonwealth Funding 1996, 2001, 2004**



Source: Reports on States Grants Act and Senate Estimates Answers

Source: Reports on States Grants Act and Senate Estimates Answers



*For further information on these and other issues please see other Fact Sheets in this series at <http://www.aefederal.org.au/Debates/schoolscampaign.html>*

Authorised and printed by P. Byrne, Federal President, AEU, 120 Clarendon Street, Southbank, VIC, 3006